


Rancho Las Positas Elementary School

**2022-2023 School Accountability Report Card
(Published During the 2023-2024 School Year)**

General Information about the School Accountability Report Card (SARC)

SARC Overview




2022-23 Student Enrollment by Student Group

Student Group	Percent of Total Enrollment
Female	
Male	
American Indian or Alaska Native	
Asian	
Black or African American	
Filipino	
Hispanic or Latino	
Native Hawaiian or Pacific Islander	
Two or More Races	
White	
English Learners	
Foster Youth	
Homeless	
Migrant	
Socioeconomically Disadvantaged	
Students with Disabilities	

A. Conditions of Learning State Priority: Basic

Teachers Without Credentials and Misassignments (considered “ineffective” under ESSA)

Authorization/Assignment	2020-21	2021-22
Permits and Waivers		



School Facility Conditions and Planned Improvements

•
•
•
•
•
•

Year and month of the most recent FIT report


System Inspected	Rate Good	Rate Fair	Rate Poor	Repair Needed and Action Taken or Planned
Systems:				
Interior:				

School Facility Conditions and Planned Improvements

Restrooms/Fountains:				
Safety:				
Structural:				
External:				

Overall Facility Rate

Exemplary	Good	Fair	Poor



CAASPP Test Results in Science for All Students

Subject	School 2021-22	
---------	-------------------	--

Fiscal Year 2021-22 Expenditures Per Pupil and School Site Teacher Salaries

Level	Total Expenditures Per Pupil	Expenditures Per Pupil (Restricted)	Expenditures Per Pupil (Unrestricted)	Average Teacher Salary
School Site				
District				
Percent Difference - School Site and District				
State				
Percent Difference - School Site and State				

Fiscal Year 2021-22 Teacher and Administrative Salaries

Category	District Amount	State Average for Districts in Same Category
-----------------	------------------------	---